



PENINSULA HYDROPONICS'

THE BUZZ*Spring Plant Sale***>>> ALL PLANTS \$4 EACH or 3 FOR \$10**

This month, we are offering over 70 unique heirloom varieties - started in house from seed, using organic methods. Seeds sourced from Baker Creek Heirloom Seed Company and Virginia-based Southern Exposure Seed Exchange!!

Tomatoes*Peppers**Herbs**Cucumbers & Squash**Melons & Eggplant******FIRST COME, FIRST SERVED*** LIMITED QUANTITIES ON SELECT VARIETIES. NO PRESALE OR HOLDS.**

SUMMER GARDENING GUIDE

2

➤➤➤ CARE-TIPS FOR YOUR VEGGIE GARDEN

- WATER PLANTS IN EARLY MORNING TO ENSURE THAT THERE IS SUFFICIENT MOISTURE TO CARRY THEM THROUGH A HOT DAY. WATER NEWLY SOWN PLANTS DAILY FOR THE FIRST WEEK OR TWO TO HELP ESTABLISH ROOTS. WATER ESTABLISHED PLANTS DEEPLY, EVERY 2 - 3 DAYS, OR MORE OFTEN, IF THE SOIL IS SANDY OR THE WEATHER IS HOT. AS THE PLANT MATURES AND BEGINS TO PRODUCE FRUIT, YOU MAY NEED TO INCREASE WATERING - ESPECIALLY DURING PERIODS OF HEAT.
- THROUGHOUT THE GROWING SEASON, TOP DRESS PLANTS WITH **FERTILIZER** AND **COMPOST**.
- STAY ON TOP OF IPM - SPRAY PLANTS WEEKLY WITH **INSECTICIDAL SOAP**, **NEEM OIL**, OR **PYRETHRIN**. AVOID USING BROAD-SPECTRUM PESTICIDES AS THEY CAN HARM BENEFICIAL INSECTS AND POLLINATORS.



TOMATOES



FULL SUN

BE SURE TO PLANT YOUR TOMATO SEEDLING DEEPLY - BURY THE FIRST FEW SHOOTS OF LEAVES BELOW GROUND LEVEL TO HELP DEVELOP A STRONGER ROOT SYSTEM. WHEN PLANTING, PLACE **STAKES OR TOMATO CAGES** IN THE SOIL, IN ORDER TO KEEP DEVELOPING FRUIT OFF THE GROUND AND HELP THE PLANT TO STAY UPRIGHT. THROUGHOUT THE GROWING SEASON, TOP-DRESS TOMATO PLANTS WITH **HAPPY FROG TOMATO & VEGETABLE DRY FERTILIZER** AND **COMPOST**. AVOID HIGH NITROGEN FERTILIZER AS IT RESULTS IN LUSH FOLIAGE BUT FEW FLOWERS AND LITTLE OR NO FRUIT. IF GROWING VINING TOMATOS, PINCH OFF SUCKERS BETWEEN THE BRANCHES AND MAIN STEM TO AID IN AIR CIRCULATION AND ALLOW MORE SUNLIGHT INTO THE PLANT.



PEPPERS



FULL SUN


PLANTING TWO PEPPER PLANTS IN THE SAME SPACE CAN POTENTIALLY INCREASE YIELD AND PROTECT AGAINST SUNSCALD, AS THE LEAVES OF THE TWO PLANTS CAN SHADE EACH OTHER. **STAKE** PLANTS WHEN TRANSPLANTING TO AVOID DISTURBING THE ROOTS, LATER. MOST PEPPERS NATURALLY RESIST GARDEN PESTS - ESPECIALLY THE HOTTER VARIETIES. PEPPERS ARE EXTREMELY HEAT SENSITIVE - USE A **SHADE CLOTH OR ROW COVERS** TO AVOID SUNSCALD. THROUGHOUT THE GROWING SEASON, TOP-DRESS **TOMATO PLANTS WITH HAPPY FROG TOMATO & VEGETABLE DRY FERTILIZER** AND **COMPOST**. WHEN FRUIT IS FULL-SIZE BUT NOT YET RIPE, SLIGHTLY REDUCE WATER TO SPEED MATURING.

EGGPLANT



FULL SUN

RAISED BEDS, WHICH WARM MORE QUICKLY THAN GROUND SOIL, ARE IDEAL FOR GROWING EGGPLANT. IMMEDIATELY AFTER PLANTING, **STAKE** OR USE **CAGES** TO PROVIDE SUPPORT AND AVOID DISTURBING ROOTS, LATER. THROUGHOUT THE GROWING SEASON, TOP DRESS PLANTS WITH **HAPPY FROG FRUIT & FLOWER DRY FERTILIZER** AND **COMPOST**. FOR BIGGER FRUIT, PINCH OUT FLOWERS TO RESTRICT TO FIVE OR SIX PER PLANT. FOR A BUSHIER, MORE FRUITFUL, PLANT, PINCH OUT (OR TOP) THE TERMINAL GROWING POINTS OF THE PLANT. TO ENSURE THE BEST FLAVOR AND TEXTURE, DON'T WAIT FOR EGGPLANTS TO FULLY RIPEN ON THE VINE - HARVEST WHEN EGGPLANT IS FIRM AND SHINY.




CUCUMBERS



FULL SUN

THERE ARE TWO TYPES OF CUCUMBER PLANTS - BUSH AND VINING VARIETIES. WHILE BUSH CUCUMBERS ARE WELL-SUITED TO GROW WITHIN CONTAINERS AND SMALL GARDENS, VINING CUCUMBERS REQUIRE MORE SPACE AND **TRELLIS** SUPPORT. WHEN WATERING, AVOID WETTING LEAVES TO PREVENT POWDERY MILDEW. THROUGHOUT THE GROWING SEASON, TOP DRESS PLANTS WITH **HAPPY FROG FRUIT & FLOWER DRY FERTILIZER** AND **COMPOST**. SPRAY VINES WITH SUGAR WATER TO ATTRACT BEES AND SET MORE FRUIT. CUCUMBERS GROW QUICKLY - PICK EVERY COUPLE OF DAYS. LEAVING MATURED FRUIT ON THE VINE CAN RESULT IN LOWER PLANT PRODUCTIVITY.



SQUASH



FULL SUN



SQUASH ARE GENERALLY DIVIDED INTO TWO CATEGORIES, BASED ON HARVEST TIME - SUMMER AND WINTER SQUASH. MOST SUMMER SQUASH ARE BUSH VARIETIES, WHICH TAKE UP LESS SPACE, WHILE WINTER SQUASH ARE VINING PLANTS THAT REQUIRE MORE ROOM AND **TRELLIS** SUPPORT. THROUGHOUT THE GROWING SEASON, TOP DRESS PLANTS WITH **GAIA GREEN ALL PURPOSE DRY FERTILIZER** AND **COMPOST**. CONSIDER PLANTING A FEW SEEDS IN MIDSUMMER TO AVOID PROBLEMS FROM SQUASH VINE BORERS AND OTHER EARLY-SEASON PESTS AND DISEASES. TO SLOW PRODUCTION, HARVEST FRUIT WHEN SMALL AND/OR REMOVE MALE FLOWERS.



VEGETATIVE GROWTH (PHOTOPERIOD)

MARY, MARY, QUITE CONTRARY; HOW DOES YOUR GARDEN GROW?

YOU GROW, GIRL!

- When your plants are about 3-4 weeks old, transplant seedlings into bigger pots with well fertilized soil - we recommend beginning with FoxFarm Happy Frog or Roots Organics soil and, eventually, up-potting into FoxFarm Ocean Forest soil. Sprinkle Mycorrhizae, such as Great White or Mykos, directly on roots during transplant.
- Water thoroughly and only water when the soil is dry. Make sure to water until you see run-off -- soil that is dried out too much becomes hydrophobic.
- You may start to feed your plants a vegetative fertilizer according to the instructions listed on the bottle.
- Veg your plants until desired height is reached. Leave room for plants to double in size during flowering stage.

MIKE'S PRO-TIP

In the vegetative stage, if you're running HID lights (MH, HPS, CMH), you'll want to run slightly lower temps (between 72 and 78 degrees Fahrenheit) due to these lights having more IR and UV. If you're running LED lights, you'll want to run slightly higher temps (between 78 and 82 degrees Fahrenheit) due to less IR. Humidity levels for any kind of light will stay between 60-70% for vegetative growth.

- Please note: CO2 supplementation requires higher temps and heavier feeding schedules.

HIGH GOALS: VEGETATIVE PHASE

- If your plants are outgrowing pots, transplant them into larger pots before the bloom stage.
- In a 5x5 grow area, we recommend growing 4 plants in 10 gallon containers or larger.
- The goal is to have stems from wall to wall for a maximum yield.
- Once your tent is 3/4 full, it is time to switch your light cycle for flowering -- 12 hours on and 12 hours off to begin Day One of flowering.

Veg Must-Haves:

- FoxFarm Happy Frog Soil
- FoxFarm Ocean Forest Soil
- Roots Organics Soil
- OLY Mountain Fish Compost
- Nursery Pots
- Smart or Dirt Pots
- Vegetative Fertilizer
- Great White
- Mykos
- Recharge
- Fish Sh!t
- BuildASoil Aloe Flakes
- BuildASoil Quillaja Extract
- Low Stress Training Clips



GROWING CANNABIS OUTDOORS IN HAMPTON ROADS



>>> RECOMMENDATIONS & TIMELINES

- In order to ensure a good harvest, outdoor growers should consider pH testing their soil. At Peninsula Hydroponics, we offer FREE pH soil testing (up to 6 beds) in house -- so drop off your samples and grab any soil amendments that you may need.
- Choose to grow mold-resistant strains as summer and early fall in Hampton Roads are notoriously hot and humid.
- Size matters! Be mindful of the container size you choose to grow in. At the very least, a 20 gallon pot should be used, even better would be a 30 or 45 gallon pot.
- Super-soils, such as **Big Rootz** and **Build-A-Soil 3.0**, hold more water and, as such, they will not have to be watered as frequently in late summer.

- Allow your soil to dry out in between watering. Over-watering is the most common mistake observed in new gardeners.
- Ideally, it is best to wait until after Mother's Day to place your cannabis plant outdoors -- BUT, in order to avoid a monster 12+ foot tall plant, it is recommended to wait until June 1st.
- Adjust the light cycle for plants started indoors to be closer to the natural light cycle outdoors. Here, in Virginia, there is about 16 hours of sunlight per day beginning on June 1 -- with sunrise around 5 a.m. and sunset around 9 p.m. Adjusting the plants that are indoors to this light cycle before hardening off lessens the chance of cannabis plants flowering early and, then, reverting into vegetative growth.
- Outdoor cannabis plants veg in June and July, flower from mid August and September, and are harvested in mid to late October.
- Feed your Outdoor plants weekly. Top dressing with **Pridelands'** nutrient line is a great option, outdoors.
- Outdoor growers must stay on top of appropriate pest-control management. Prevention is key. While in vegetative growth, use an IPM product such as **Green Cleaner**, **Lost Coast Plant Therapy** or **The Amazing Doctor Zymes**, weekly. When in Flower, **Monterey BT** should be applied weekly.
- Support your cannabis plant with **trellis**. Trellis supports your cannabis plants, making them more weather resistant. Trellising also allows for greater airflow, reducing the risk of mold.





PENINSULA HYDROPONICS' GENETICS MENU



MIKE'S FEMINIZED PHOTOPERIOD SEED VAULT

BLUE ZUSHI*



OUT OF STOCK

The Blues Collection*

*All of the genetics contained within this line have been crossed with Blue Zushi.

Blue Zushi is the modern definition of purple candy gas. She is incredibly frosty with her own signature morphology. As she fades into a gorgeous dark purple, her terps become so sweet and loud that they cut through most everything. This exotic beauty makes you a better grower than you truly are.

PEANUT BUTTER BREATH*

Peanut Butter Breath is a true treat with her RAUNCHY, EARTHY, and NUTTY scent overload. Her deep purple leaves give way to BOUNTIFUL YIELDS of green and lavender nugs, decorated with bright orange pistils. A natural bronchodilator, this queen will TAKE YOUR BREATH AWAY!



GORILLA GLUE #4*



Gorilla Glue #4 is THE tried and true classic with adhesive-like terps. Her HIGH potency, gorgeous structure, and STICKY resin production (HENCE THE NAME) have secured her legendary status. She features dense, frosty buds with a range of vibrant colors, from green to orange.

TRIANGLE MINTS*



LIMITED STOCK

Triangle Mints, ALSO KNOWN AS THE WEDDING CAKE CUT, is a resin-coated, GORGEOUS green Queen known for her DENSE BUDS. She is STICKY, SWEET and FUEL all at once. Truly, a blend of a bakery and gas station in your lungs.

TROPICAL GELATO*

Tropical Gelato does not disappoint with her orange ICE CREAM TERPS and crystal-laden bud structure. This beauty yields DENSE, PURPLE-GREEN BUDS interlaced with deep orange hues. FAIRLY RESISTANT TO PESTS, this citrus cream varietal stands the test of time.



PHILLY RUNTZ*

Philly Runtz is an extremely popular cultivar and for good reason. Not only does she smell like a BAG OF CANDY, she has massive bag-appeal as her glistening lime green buds give off a mesmerizing purple hue. Philly Runtz offers growers the true trifecta: she is remarkably hardy, easy to grow, and provides an impressive yield.



SLURRICANE #7*

Slurricane #7 is cherished for her SWEET flavor profile and KNOCK-OUT EFFECTS. Her buds are both DENSE AND COVERED IN TRICHOMES, giving an exceptionally frosty appearance. As a combination of sweet, fruity and earthy flavors, mixed with a hint of spice, Slurricane #7 TASTES AS GOOD AS SHE LOOKS!





PENINSULA HYDROPONICS' GENETICS MENU

6



»» MIKE'S FEMINIZED PHOTOPERIOD SEED VAULT

The OG Collection*

*All of the genetics contained within this line have been crossed with FaceOff OG Kush.

FaceOff OG Kush, is a 90's CULT-CLASSIC! A strain not intended for the lightweights, she is revered for her overwhelmingly unique flavor and a skull crushing high - that starts in the head and face, thus the name. Her dense, resinous lime-green buds are covered in red pistils and give off a sweet, earthy, and piney odor. Original genetics via Archive Seeds.



**FACEOFF
OG KUSH***



**SOUR SKUNK
APE***

Sour Skunk Ape is a cross of the legendary Sour Diesel and Skunk Ape Sour (a mashup of Loompa's Headband, Super Skunk, and Stardawg). With such lineage, this sour queen packs quite a punch!



**BLUE
ZUSHI***

Blue Zushi is the modern definition of purple candy gas. She is incredibly frosty with her own signature morphology. As she fades into a gorgeous dark purple, her terps become so sweet and loud that they cut through most everything.



**PERMANENT
MARKER***

Permanent Marker is a potent strain that leaves a lasting effect. Boasting a minty aroma with hints of pepper, gas, and cookies, as well as sky-high THC levels, it's no wonder this strain has become so popular.

**UK
CHEESE***

UK Cheese is a revered strain, known for her particularly ripe stench. A 50/50 hybrid, UK Cheese is a perfect blend for the body and mind - a fan favorite among daytime smokers.




**VAMPIRE
SLAYAH
#20***

Vampire Slayah #20 is a dense and frosty beauty. With a resilient structure, strong pest resistance, and fast flowering time, this strain thrives in both indoor and outdoor environments.



**FUGAZI
FUNK***

Fugazi Funk is in the house!! Think funky glue kush cake terps and a "knockout" high, even for seasoned smokers. This size-queen has crazy bag appeal, and is super easy to trim.



**TRIANGLE
MINTS***

Triangle Mints, ALSO KNOWN AS THE WEDDING CAKE CUT, is a resin-coated, GORGEOUS green Queen known for her DENSE BUDS. She is STICKY, SWEET and FUEL all at once.



**GARLIC
COCKTAIL***

Garlic Cocktail (GMO x Mimosa) is an indica cross without the sedative affect. She comes in with a funky, fruity nose of sweet, rotting clementines and garlicky funk.




UB-40*

UB40 is a cross between Sherb Cream Pie and Pure Michigan. An all around performer, she produces dark, exceptionally dense and sticky nugs.



**SHERB
CREAM PIE***

Sherb Cream Pie produces large yields of incredibly frosty bud with a deep purple hue. Her terps give off an overwhelming candy nose with hints of creamy gas.



**HONEY
BANANA***

Honey Banana creates the best banana-flavored rosin on the market. This Strawnana leaning cross that produces beautiful, dank-smelling flowers that are covered in frost trichomes.

