



PENINSULA HYDROPONICS'



THE BUZZ



We'll help you grow!



GRAND REOPENING & CUSTOMER APPRECIATION EVENT


4/20/2024; 10:00 AM - 5 PM

OPENING ONE HOUR EARLY to kickoff our semi-annual **Customer Appreciation Event**, debuting our first FREE* seed giveaway of 2024, HUGE RAFFLE ITEMS, free samples, and swag!!! This day is going to be EPIC and perfect timing for those wanting to start their outdoor gardens! ON SITE vendors include Mr. King himself with **Soil King**, Kim with **Cannatrol**, Owen with **ATHENA**, Markus with **Royal Gold**, and many more!

PENINSULA HYDROPONICS' SPRING PLANT SALE

Offering over 50 unique heirloom varieties - started in house from seed, using organic methods. Seeds sourced from Baker Creek Heirloom Seed Company and Virginia-based Southern Exposure Seed Exchange!! **\$4 PER PLANT OR 3 PLANTS FOR \$10!** 🌱🌶️🥕🍆🍅

**Must be 21 years of age with a VALID ID. One seed pack per customer. No holds. No exceptions. No soliciting.*



SLY CLYDE, HAPPY HEMPO AND PENINSULA HYDROPONICS
PRESENT

CLYDE'S HIGH TIDE FESTIVAL 2024

CAN NA FEST

21+

Interactive Art
Yard Games
Tie Dye
On Site lab Testing

21st April
12:00 PM
Until
6:00 PM

Live Music
Large Variety of
Vendors



THE 4-1-1 ON 4/21



WHERE: 207 E Mellen Street; Hampton, VA

WHEN: April 21, 2024
12:00 p.m. - 6:00 p.m.

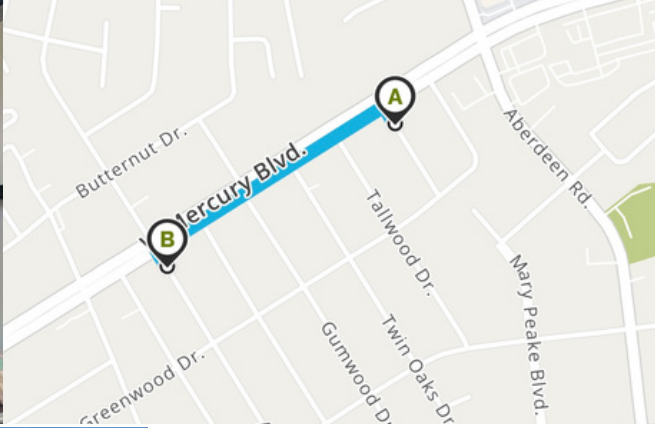
WHAT: 2 ticket levels (GA & VIP), many vendors, live music, food trucks, crafts, tie-dye, interactive art, build your own water bar, yoga, yard games, glass blowing, private property: 🍄, smoke on , etc.






WE'RE MOVING

➤➤➤ GROWING BIGGER IN 2024



Exciting things are happening at **Peninsula Hydroponics & Garden Supply**, and we want to share some important news with you. **This month (date to be determined)**, our shop will **nearly double in size** as we relocate to **3009 W Mercury Blvd; Hampton, VA 23666**. Our new location is only four blocks away from the current storefront and our newest neighbor is AAMCO Transmissions & Total Car Care. Extensive planning has gone into this relocation process to ensure that we're still able to deliver the best possible service to everyone during this period of transition.



SPRING IS (ALMOST) HERE: AMENDING SOIL & COMMON PESTS

SPRING INTO ACTION

>>> Amending Soil

There are a couple different ways to go about amending your soil - whether that be in raised, no-till beds or in ground gardens. One option a fellow grower shared for their no-till raised beds was using **earthworm castings**, **Malibus Compost**, **Pride Lands Veg**, **insect frass**, **Earthshine**, and **Azomite**. After mixing all of these together, you top dress the top 1-2 inches of your beds, scratch it in and water in thoroughly. For something more basic, you can mix **Earthshine** (or any biochar product) liberally into your soil, at a rate of 16 oz per 4 cubic feet of media. Then, right before planting, lay down a veg fertilizer like **Pride Lands Veg** or **Pride Lands Home and Garden All Purpose**. Water in thoroughly. Another tip: you'll want to know the pH range for the plants you plan on growing. If those plants need acidic soil to thrive, you may need to add **Espoma's Soil Acidifier**. If those plants need more neutral or basic soil pH, you may need to add Lime. *We offer free pH soil testing (up to 6 beds), if you'd like to drop off a sample so you know your baseline.*



>>> Cabbage Loopers

Cabbage loopers begin as small, pale green and white striped caterpillars that are up to 1 1/2 inches long. They can cause big damage to the leaves of all brassica family plants. **PREVENTION & TREATMENT:** **Monterey B.t.**, **Monterey Garden Insect Spray**, **PyGanic**, **AzaMax**.



>>> Aphids

Aphids colonize stems, the undersides of leaves, and root systems causing leaves to curl, wilt and overall growth to become stunted. When left unchecked, their population can grow exponentially in very little time. **PREVENTION & TREATMENT:** **GreenGro Pridelands Defense**, **Diatomaceous Earth**, **Athena IPM**, **Insect Predators (ladybugs)**, **Sticky Tape**, **Neem Oil/Concentrate**, **Green Cleaner**, **The Amazing Doctor Zymes**, **Insect Killing Spray**, **AzaMaz**, **PyGanic**, **Doktor Doom Total Release Fogger**.



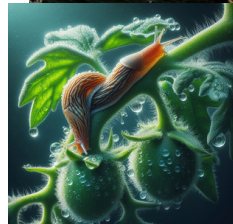
>>> Spider Mites

Spider Mites are only visible with magnification. They rapidly colonize the underside of leaves but can also be found around buds. Spider Mites leave behind tiny yellow spots on leaves and silvery webbing between branches. **PREVENTION & TREATMENT:** **GreenGro Pridelands Defense**, **Athena IPM**, **Predatory Mites**, **Neem Oil/Concentrate**, **Green Cleaner**, **The Amazing Doctor Zymes**, **Insect Killing Soap**, **AzaMax**, **Doktor Doom Spider Mite Knockout**, **Sulfur Plant Fungicide**.



>>> Slugs

Slugs are present from spring to fall -- in cool, moist and shaded areas. Slugs feed on the leaves of many plants, especially seedlings. Extensive feeding can result in weak or dying plants. **PREVENTION & TREATMENT:** **Environmental controls (eliminate moisture)**, **Epsom Salt**, **Garden Insect Spray**.



APRIL'S GARDEN RECIPES

KALE SALAD WITH PINE NUTS & GOAT CHEESE

»»» I'M ON A HIGH KALE-ORIE DIET

Your favorite spring salad has arrived! April's Kale Salad is both simple and delicious -- making it a perfect dish for a quick dinner. Heat olive oil in a medium fry pan. Add garlic, onions, salt, and sugar. Cook until the onions are softened and mixture becomes fragrant. Transfer mixture to a blender, pour in balsamic vinegar and blend until smooth. Pour the dressing over the kale and massage thoroughly with your hands. Toss with pine nuts and goat cheese. Serve warm and enjoy immediately or place in the refrigerator to serve cold.



INGREDIENTS:

- 3 tbsp Olive Oil
- 2 Cloves Garlic (Minced)
- ¼ Cup Chopped Yellow Onion
- ½ tsp Salt
- 3 tsp White Sugar
- 2 tbsp Balsamic Vinegar
- 1 bunch Kale (8 cups, Chopped)
- ¼ Cup Pine Nuts
- 3 oz Goat Cheese (Crumbled)

