



PENINSULA HYDROPONICS'



THE BUZZ



We'll help you grow!



TOP NEWS OF THE MONTH

Black Friday Seed Giveaway & Sales Event!



FREE SEEDS

% HOT DEALS!

WEED MY LIPS: FREE SEEDS & 15% OFF* STOREWIDE

On **November 24**, you're *ganja* want to bring a friend and join the only Black Friday line that is worth the wait! No purchase necessary -- you simply must be at least 21 years of age, with a **VALID ID** (no exceptions), in order to collect your free seeds. Each customer is allowed one feminized seed pack. Genetics will include **RS11 crosses (RS11, Apples & Bananas, Cereal Milk and Tropicana Cookies)**. Be sure to watch our website and Facebook for all of our Black Friday deals!

*15% discount not to be combined with other Black Friday Deals.

SMALL BUSINESS SATURDAY: HAPPY BIRTHDAY BEAU! <<<

We celebrate Small Business Saturday and **BEAU** on November 25th. Please, stop by the shop to support our Small Business and wish 'Happy Birthday' to our best buddy! Our pH Team is appreciative of your continued patronage and loyalty. As a small business, every customer relationship means so much to us. From the bottom of our hearts, thank you for supporting Peninsula Hydroponics and shopping small this Holiday Season.



GERMINATION & SEEDLING CARE

MARY, MARY, QUITE CONTRARY; HOW DOES YOUR GARDEN GROW?

▶▶▶ LET'S GET HIGH-ER RATES OF SUCCESSFUL GERMINATION


While there are many methods of germinating seeds, germination within a wet paper towel remains among the most popular and successful techniques. With freshly washed hands, soak a paper towel in clean, sterile water. Set your desired number of seeds in the paper towel; fold and place in a Ziploc bag. Cannabis seeds germinate best in warmer temperatures, between 75-80 degrees Fahrenheit. Wait anywhere from 12 hours to 7 days until tap roots come through. Some seeds will take longer depending on their genetics/age. Place germinated seeds in small square pots with starter soil (FoxFarm Happy Frog) and water thoroughly. The light cycle should begin at 18 hours on and 6 hours off, with lights DIMMED VERY LOW.

▶▶▶ GROWING LIKE A WEED: SEEDLING PHASE

Ideally, young seedlings should be kept in temperatures between 75 and 80 degrees Fahrenheit. Water your plants when the soil is lighter in color and dry, especially in the seedling stage. It is important to allow the soil to dry thoroughly between watering in order to prevent fungal infections and damping off. Place your lights above grow media, following the manufacturer's recommendations. At this stage, the ideal PPF is between 200-400 μmol . Continue the seedling regimen for 2-4 weeks, using only water. You can also include microbes, such as Fish Sh!t, when watering.

MIKE'S PRO-TIP

If you have older seeds or just want to increase your germination odds, soak seeds in a solution of kelp and water for about 24 hours, prior to placing in a paper towel. The Gibberellic acid in kelp is what triggers the release of enzymes in seeds that begin the germination process – hence, resulting in a faster germination rate and a lower risk of germination failure.



Seedling Must-Haves:

- FoxFarm Happy Frog Soil
- Coco Coir
- Perlite
- Rockwool
- Kelp/Seaweed Extract
- Root Riot Cube Tray
- Small Square Pots
- Super Sprouter Humidity Dome
- Jump Start Seedling Heat Mat
- Lights (T-5, LED, HPS, or MH)
- Light Control/Timer
- Great White
- Recharge
- Fish Sh!t

INDOOR GARDENING: MOST COMMON PESTS & PATHOGENS

INSECTS, MITES, & FUNGI - OH, MY!

>>> APHIDS

Aphids colonize stems, the undersides of leaves, and root systems causing leaves to curl, wilt and overall growth to become stunted. When left unchecked, their population can grow exponentially in very little time. **PREVENTION & TREATMENT:** GreenGro Pridelands Defense, Athena IPM, Insect Predators (ladybugs), Sticky Tape, Neem Oil/Concentrate, Green Cleaner, The Amazing Doctor Zymes, Insect Killing Spray, AzaMaz, PyGanic, Doktor Doom Total Release Fogger.

>>> SPIDER MITES

Spider Mites are only visible with magnification. They rapidly colonize the underside of leaves but can also be found around buds. Spider Mites leave behind tiny yellow spots on leaves and silvery webbing between branches. **PREVENTION & TREATMENT:** GreenGro Pridelands Defense, Athena IPM, Predatory Mites, Neem Oil/Concentrate, Green Cleaner, The Amazing Doctor Zymes, Insect Killing Soap, AzaMax, Doktor Doom Spider Mite Knockout, Sulfur Plant Fungicide*.

>>> THRIPS

Thrips attack leaves, creating "rasping" damage -- patchy white or silvery scrapings on leaves, resulting in a scarred/scabby appearance and eventual plant death. **PREVENTION & TREATMENT:** GreenGro Pridelands Defense, Monterey Garden Insect Spray, Athena IPM, Predatory Mites and Insects (Rove Beetle, ladybugs), Sticky Tape, Neem Oil/Concentrate, Green Cleaner, Insect Killing Soap, The Amazing Doctor Zymes, NemAttack, AzaMax, PyGanic, Doktor Doom Total Release Fogger, Sulfur Plant Fungicide*.

>>> FUNGUS GNATS

Fungus Gnats, vectors for disease, weaken plants by eating their roots and root hairs. **PREVENTION & TREATMENT:** Avoid over-watering plants as Fungus Gnats thrive in moist conditions; GreenGro Pridelands Defense, Diamaceous Earth, Predatory Mites and Insects (Rove Beetle), Sticky Tape, Neem Oil/Concentrate, Insect Killing Soap, Microbe-Lift BMC, BT, NemAttack, SLF-100.

>>> WHITEFLIES

Whiteflies infest the underside of leaves, resulting in spotty and droopy leaves. **PREVENTION & TREATMENT:** GreenGro Pridelands Defense, Athena IPM, Predatory Insects (wasps), Sticky Tape, Neem Oil/Concentrate, Green Cleaner, Insect Killing Soap, The Amazing Doctor Zymes, NemAttack, AzaMax, PyGanic, Doktor Doom Total Release Fogger.



>>> GRAY & BROWN MOLDS (*BOTRYTIS*)

Botrytis causes damping off, stem canker and bud rot. Climate control is pivotal in discouraging fungal growth -- maintain a minimum temperature of 75 degrees Fahrenheit and a relative humidity below 60%. **PREVENTION & TREATMENT:** Carefully remove infected buds in order to prevent spore dissemination. Armory Beneficial Bacillus Blend, Green Cleaner, The Amazing Doctor Zymes, Biosafe Zerotol HC, Biosafe Zerotol 2.0, Sulfur Plant Fungicide*.

>>> POWDERY MILDEW

Powdery Mildew, recognized by a white or gray powdery growth on leaves, can also be prevented if the proper environmental conditions are provided (maintain a minimum temperature of 75 degrees Fahrenheit and a relative humidity below 60%). **PREVENTION & TREATMENT:** Armory Beneficial Bacillus Blend, Athena IPM, Green Cleaner, The Amazing Doctor Zymes, Biosafe Zerotol HC, Biosafe Zerotol 2.0, Sulfur Plant Fungicide*.

**SULFUR PLANT FUNGICIDE SHOULD ONLY BE USED IN THE VEGETATIVE STAGE.*



APRIL'S GARDEN RECIPES

ROASTED SWEET POTATOES & BRUSSELS

➤➤➤ TIS THE SEASON FOR SPUDS AND SPROUTS

This simplistic yet delicious dish will have you coming back for seconds! First, preheat your oven to 400 degrees Fahrenheit. Next, trim your Brussels, cutting any larger ones in half. Peel your Sweet Potato and chop into 1-2 inch pieces. Smash 2-4 Cloves of Garlic, and add everything together in a large bowl. Pour 1/3 cup of Olive Oil over the vegetables. Add Cumin, Garlic Salt, Salt, and Pepper to taste. Toss to coat. Line a large sheet pan with foil and pour the veggies onto the pan. Roast at 400 degrees Fahrenheit for about 40-45 minutes. The veggies are done when they are brown and a fork slides through them easily. Place the veggies in a serving bowl and toss with 1-2 tablespoons of Red Wine Vinegar. Garnish with Fresh Thyme. Eat hot! Viola -- dinner is made!



INGREDIENTS:

1 pound of Brussels Sprouts, trimmed

1 large Sweet Potato (1 pound)

2-4 Cloves of Garlic, smashed

1/3 cup Olive Oil

1 tsp Cumin

1/4 or 1/2 tsp Garlic Salt

1 tsp Salt

Pepper

1 -2 tbsp Red Wine Vinegar

Fresh Thyme



BEAU'S HOLIDAY WISHLIST

THESE ARE A LIST OF MY FAVORITE THINGS...FOR INDOOR GARDENING



FREE SEED GIVEAWAY:
11/24/23

AC INFINITY Controller
69 PRO - \$99.00



AC INFINITY IONFRAME EVO6,
500W - \$559.00



AC INFINITY CLOUDRAY S6,
6 inch Clip Fan - \$49.99



HM Digital pH
80 Meter \$49.50



Central Coast Green
Cleaner, 8 oz - \$44.99



Ed Rosenthal's Cannabis
Grower's Handbook - \$44.95

BuildASoil Build A
Bloom, 1lb - \$30.25



BuildASoil Alfalfa Meal
6.5lb - \$39.60



BuildASoil Craft
Blend, 12lb - \$52.80



BuildASoil 200x Aloe Vera
Powder Flakes, 1 oz - \$29.04



BuildASoil Potting Soil
3.0 Blend, 1 CF - \$30.25



BuildASoil BIG 6 Micronutrients +
Humis Acid, 300g - \$39.60



Gorilla HD 4'x4'
Grow Tent - \$358.95



AC Infinity CLOUDLINE S6
6" inline Duct Fan - \$119.00



AC INFINITY Carbon Filter
6 inch - \$79.99



Mills Nutrient Line